

SM329-SBH | Universal Air Vent Swivel Mount



GN047-SBH
Air Vent Mount with
Swivel Ball Head

SM015-2
Universal
Phone Cradle

Package Contents:

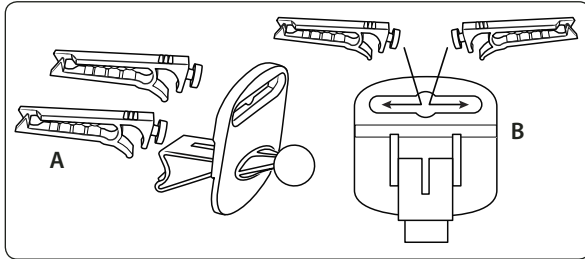
- (1) GN047-SBH - Removable air vent mount with dual-T swivel ball head
- (1) SM015-2 - Universal phone cradle

No tools required for installation.

! Use caution when adjusting the swivel head. Use caution when inserting or removing the pedestal or the phone from the cradle. Make sure that the teeth of the vent clips are open wide enough to not damage the vent fins / blades.

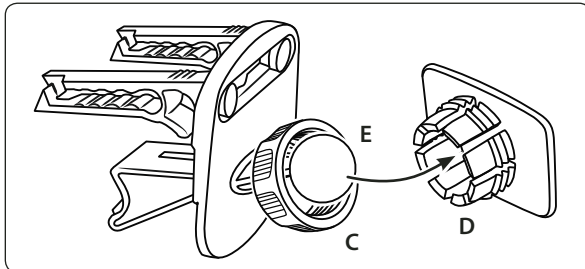
Air Vent Mount Assembly

Step 1. Attach the vent mounting clips (A) to the back of the pedestal (B) with the vent clips positioned with the flat sides facing up.



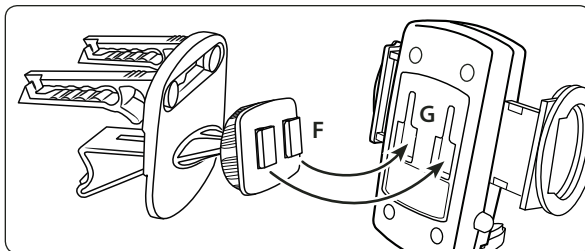
Swivel Ball Head Assembly Attachment

Step 1. Slip the tightening ring (C) over the air vent mount ball. Snap the dual-T head adapter plate (D) on to the mounting ball (E). Screw the tightening ring over the adapter plate until securely holding the plate. Swivel to adjust the angle of the dual-T head.



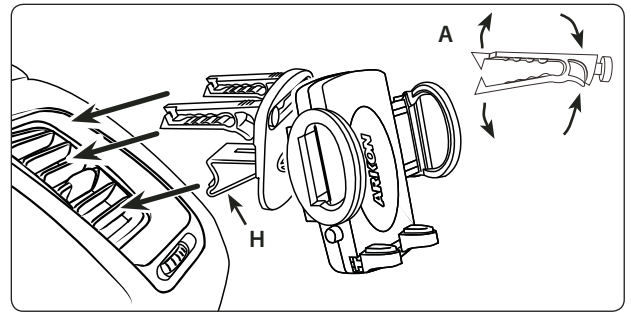
Universal Cradle Attachment

Step 1. Attach the dual T-tabs (F) on the pedestal head into the dual T-slots (G) on the back of the cradle.



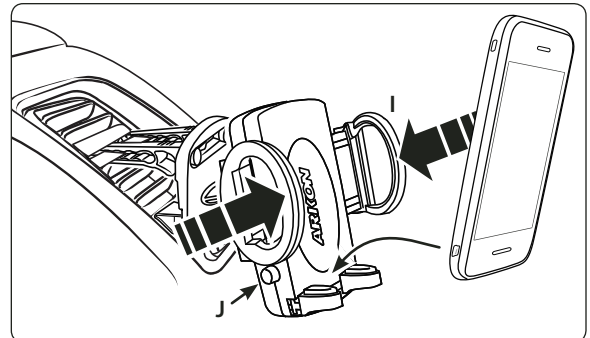
Air Vent Mounting

Step 1. Pinch the vent mounting clips (A) so that the teeth open and gently insert vent pedestal into vent louvres until the mounting clips are attached to the fin/blade of the vent. Adjust the support leg (H) vertically until it rests firmly along the bottom of the vent or dash surface below the vent.



Phone Insertion and Removal from Cradle

Step 1. Place the phone or device into the cradle with the device sitting on the support legs. Clamp the grip arms (I) inward to firmly grasp the device. Press the Release button (J) to open the arms.



Safety Precautions

Follow all manufacturer safety guidelines for operating your device. Failure to practice safe usage of your phone device while driving may result in damage, injury, or death. Do not install Arkon products over an air bag cover or within the air bag deployment zone.

Arkon is not responsible for any damages caused to your car, your device, or yourself due to the installation or use of this pedestal mount.

ARKON[®]
RESOURCES INC.

The Mobile Mounting Specialists™

Consumer Hotline:

USA (800) 841-0884

INT'L (626) 254-9005

Monday - Friday 9 am - 5 pm, PST

www.arkon.com

Arcadia, CA 91006 USA

Designed in USA | Made in China and Taiwan

© Copyright 2009 Arkon Resources, Inc.