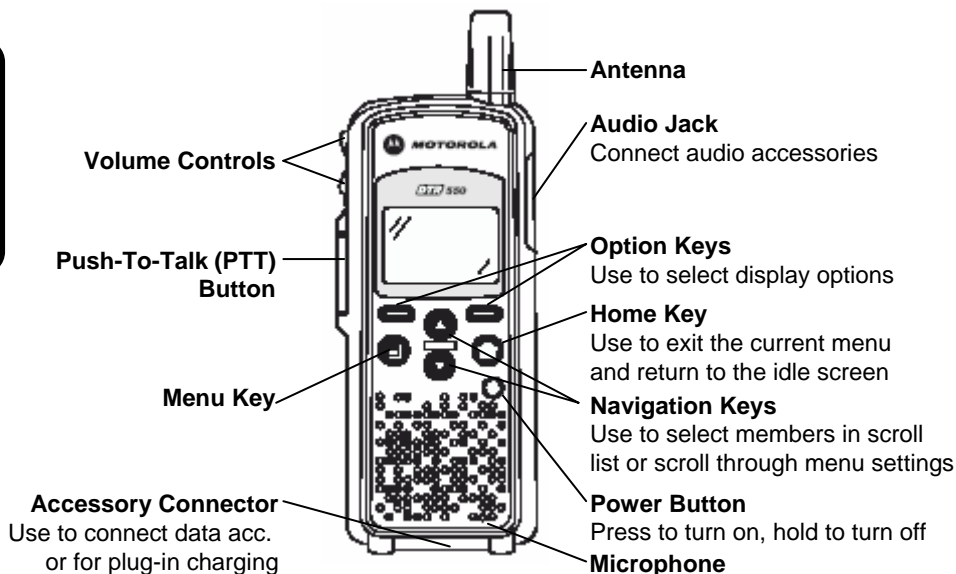




QUICK REFERENCE DTR SERIES™ PORTABLE RADIOS

ENGLISH

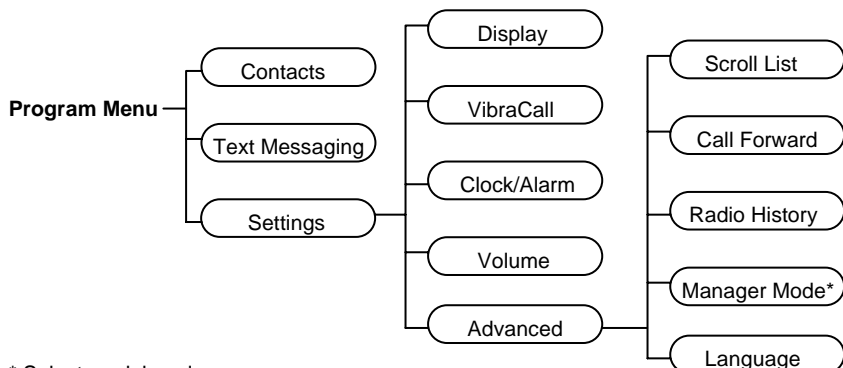
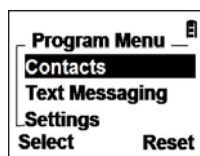


Programming

Your radio is ready to use after a fully-charged battery has been installed. However, your radio should be programmed to ensure compatibility with existing DTR Series radios and to fully utilize all features.

To enter Programming Mode:

1. Hold down and press the PTT button three times.
2. Press the right .
3. Press the down .
4. Press the left .
5. Hold down and press the PTT button three times.



* Select models only



GETTING STARTED

1) INSTALL THE BATTERY

Push down on the latch at the top of the battery door and lift off the radio.

Insert the battery, printed arrows first, into the battery compartment and press down to secure in place

2) CHARGE THE BATTERY

Connect the charger to the drop-in charging tray and insert the radio. The battery meter on the radio display will stop flashing when fully charged.

3) TURN THE RADIO ON

Press the Power Button (hold to turn off)

Note: Batteries are shipped uncharged from the factory. Always charge a new battery to capacity before initial use, charge time is dependent upon charger type



SENDING A VOICE CALL

1) Turn the radio on and select the recipient(s) by either:

- Selecting from the scroll list, using the navigation keys
- Selecting from Contacts by pressing Menu and using the navigation keys
- Selecting from Recent Calls by pressing Menu then selecting Recent Calls

2) Press and hold the PTT button on the side of the radio until the talk permit tone is received, then speak clearly into the microphone.

If "User Not Available" displays, the recipient is either in another radio call, out of range, or turned off. Try to connect again. When making a group call, at least one member of the group must be available.



3) Release the PTT button to listen.

RECEIVING A VOICE CALL

1) Turn radio on and set volume level.

2) Switch to desired PublicGroup using the navigation keys

3) When a Private or Group call is received, it will be heard at the volume level you have set. Press the PTT to respond.